


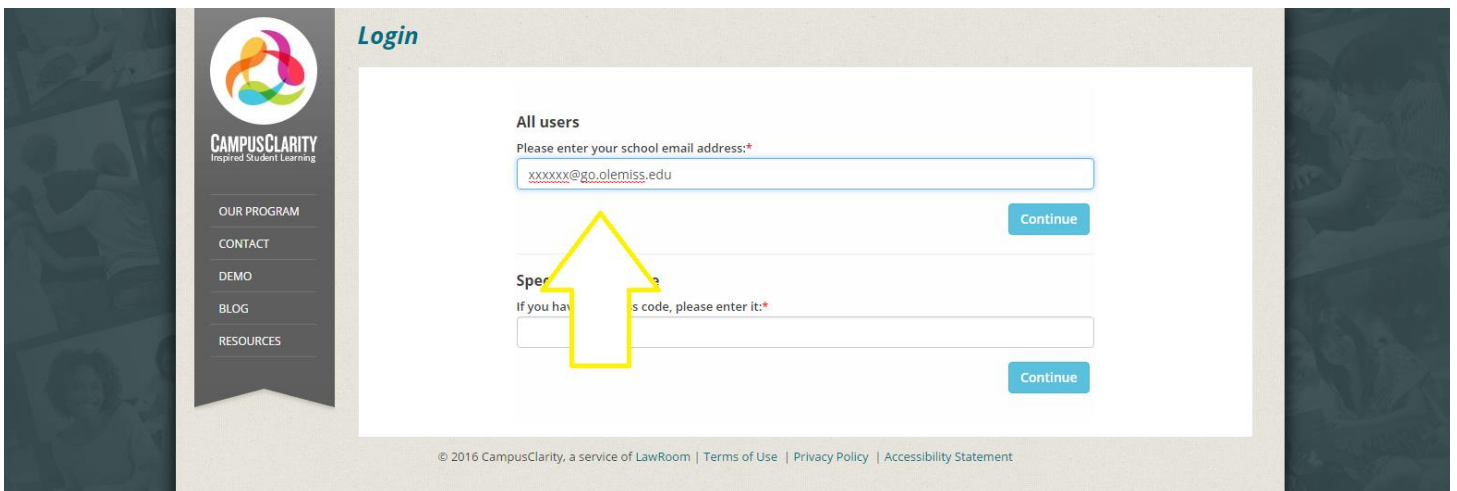
1. Go to the following Website:

<https://home.campusclarity.com>

2. Click Login to Training



2. Enter your school email address: example: [john.doe@go.olemiss.edu](mailto:john.doe@go.olemiss.edu) then continue



3. WebID Authentication Required. Enter WebID (same as the beginning of your email) and Password. Example:

WebID: johndoe

Password:XXXXX

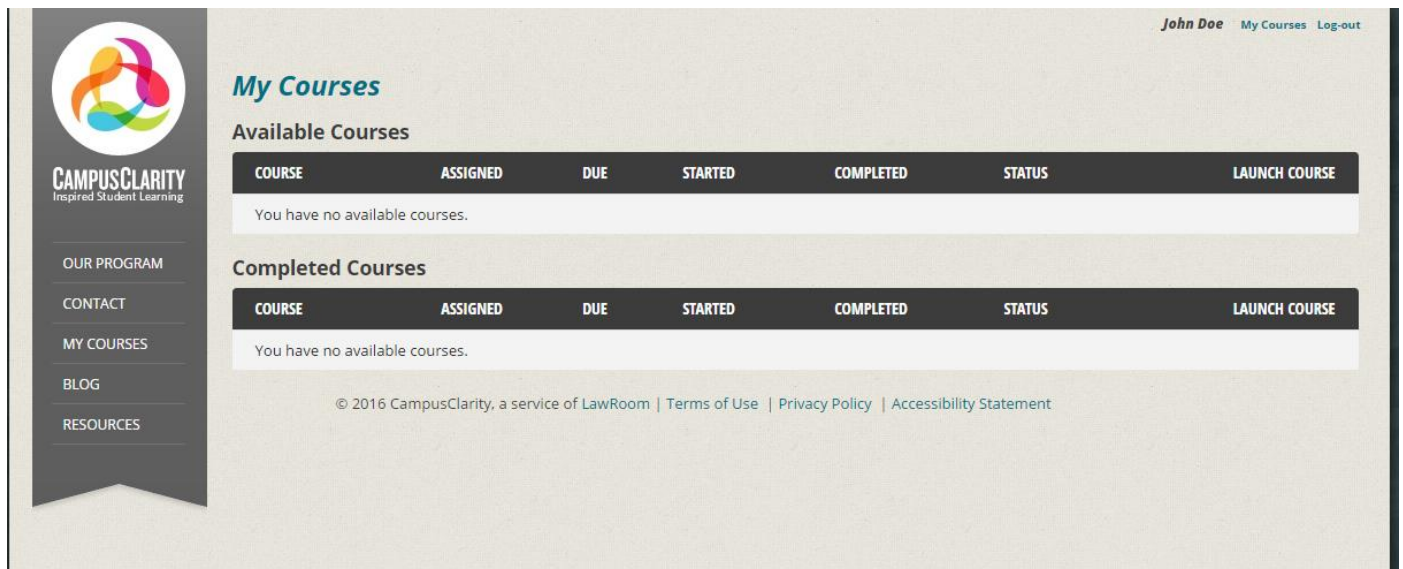


The screenshot shows a web page for the University of Mississippi. At the top left is the university's logo, which includes a red building icon and the text 'THE UNIVERSITY OF MISSISSIPPI'. Below the logo, the heading 'WebID Authentication Required' is displayed in a large, dark blue font. Underneath the heading, there are two input fields: 'WebID:' with a text box containing 'xxxxxx' and 'Password:' with a text box containing seven dots. Below these fields is a 'Sign In' button and a 'Password Help' link. At the bottom of the page, a blue footer contains the text 'Copyright © 2015 University of Mississippi. All rights reserved.'

4. Required courses will be listed here. Click on the course and begin.

Incomplete Courses will be listed as "Available"

Completed Courses will be listed as "Completed"



The screenshot shows a user interface for 'My Courses' on the CampusClarity platform. The user is identified as 'John Doe' in the top right corner, with links for 'My Courses' and 'Log-out'. On the left side, there is a navigation menu with the CampusClarity logo and the tagline 'Inspired Student Learning'. The menu items are: OUR PROGRAM, CONTACT, MY COURSES, BLOG, and RESOURCES. The main content area is titled 'My Courses' and is divided into two sections: 'Available Courses' and 'Completed Courses'. Each section contains a table with columns: COURSE, ASSIGNED, DUE, STARTED, COMPLETED, STATUS, and LAUNCH COURSE. Both tables currently display the message 'You have no available courses.' At the bottom of the page, there is a copyright notice: '© 2016 CampusClarity, a service of LawRoom | Terms of Use | Privacy Policy | Accessibility Statement'.

If you have any further questions, please contact:

Health Promotion

[healthpromotion@olemiss.edu](mailto:healthpromotion@olemiss.edu)

662-915-6543